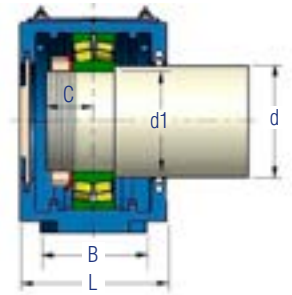
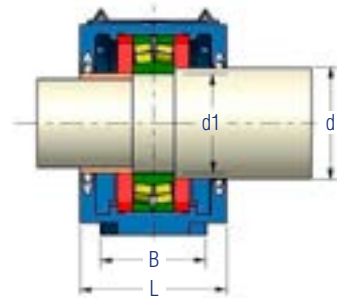


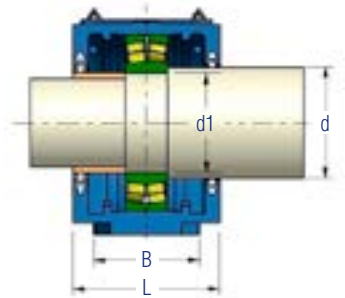
BC - Locating bearing, blind shaft



LC - Non-locating bearing, blind shaft



BP - Locating bearing, passing shaft



LP - Non-locating bearing, passing shaft

- See page 10 for technical features
- Standard seal "TC" – felt strip, see page 04. For seal types TA and TG, the dimensions are maintained. **Should a different type of seal be requested, the dimensions of the columns "L", "N" and "M" on the table can be modified,** but our engineering department should be consulted for more information.
- For applications with different bearing types and different shaft diameters please consult our Engineering Department.
- **Specification example:** SNAH-316-BP-TG, for 21316-C bearing = SNAH housing, size 316, made of grey cast iron with 2 holes on the base, prepared for 21316-C bearing, for locating bearing and passing shaft, with TG split nitrile or polyurethane rubber retainer with double lips seal.
- This bearing series can be supplied with solid base in nodular cast iron, with 2 or 4 holes on the base. These housings are identified by the prefix SSNAHD. Use suffix MS1 for two holes on the base and suffix MS2 for four holes on the base. Example: SSNAHD-316-LC-TG-MS2. Please consult our Engineering Department for dimensions and location of the holes

Housing	d1	d	Bearing	washer	Nut	Dimensions (mm)											Ring Dim.	FRB Qty.	Weight (kg)
						H	E	A	B	C	L	N	N1	P	S	V			
SNAH 305	25	30	1305 C 2305 C	MB 5	KM 5	50	150	185	52	22	77	20	15	89	12	22	7,5/62 4/62	2 2	1,90
SNAH 306	30	35	1306 C 2306 C	MB 6	KM 6	50	150	185	52	22	82	20	15	93	12	22	7,5/72 3,5/72	2 2	2,20
SNAH 307	35	45	1307 C 2307 C	MB 7	KM 7	60	170	205	60	25	85	20	15	107	12	25	9/80 4/80	2 2	2,90
SNAH 308	40	50	1308 C 2308 C 21308 C 22308 C	MB 8	KM 8	60	170	205	60	27	90	20	15	113	12	25	9/90 4/90 9/90 4/90	2 2 2 2	3,20
SNAH 309	45	55	1309 C 2309 C 21309 C 22309 C	MB 9	KM 9	70	210	255	70	30	95	24	18	127	16	28	9,5/100 4/100	2 2	4,40
SNAH 310	50	60	1310 C 2310 C 21310 C 22310 C	MB 10	KM 10	70	210	255	70	33	105	24	18	133	16	30	10,5/110 4/110	2 2	5,10
SNAH 311	55	65	1311 C 2311 C 21311 C 22311 C	MB 11	KM 11	80	230	275	80	35	110	24	18	148	16	30	11/120 4/120	2 2	6,50
SNAH 312	60	70	1312 C 2312 C 21312 C 22312 C	MB 12	KM 12	80	230	280	80	37	115	24	18	154	16	30	12,5/130 5/130	2 2	7
SNAH 313	65	75	1313 C 2313 C 21313 C 22313 C	MB 13	KM 13	95	260	315	90	39	120	28	22	175	20	32	12,5/140 5/140	2 2	9,50
SNAH 314	70	80	1314 C 2314 C 21314 C 22314 C	MB 14	KM 14	95	260	320	90	41	125	28	22	183	20	32	13/150 5/150	2 2	10
SNAH 315	75	85	1315 C 2315 C 21315 C 22315 C	MB 15	KM 15	100	290	345	100	43	140	28	22	193	20	35	14/160 5/160	2 2	12,50
SNAH 316	80	90	1316 C 2316 C 21316 C 22316 C	MB 16	KM 16	112	290	345	100	47	145	28	22	210	20	35	14,5/170 5/170	2 2	13,70
SNAH 317	85	95	1317 C 2317 C 21317 C 22317 C	MB 17	KM 17	112	320	380	110	49	160	32	26	215	24	40	14,5/180 5/180	2 2	17,60
SNAH 319	95	110	1319 C 2319 C 21319 C 22319 C	MB 19	KM 19	125	350	410	120	54	175	32	26	239	24	45	17,5/200 6,5/200	2 2	22
SNAH 320	100	115	1320 C 2320 C 21320 C 22320 C	MB 20	KM 20	140	350	410	120	58	185	32	26	271	24	45	19,5/215 6,5/215	2 2	26