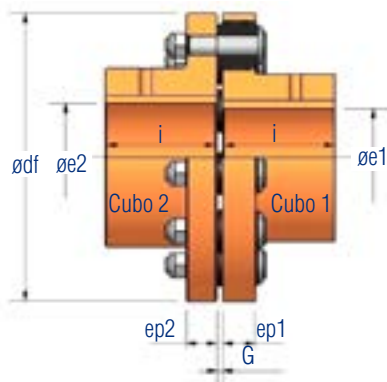


Dimensional Table – Sizes 4 to 14

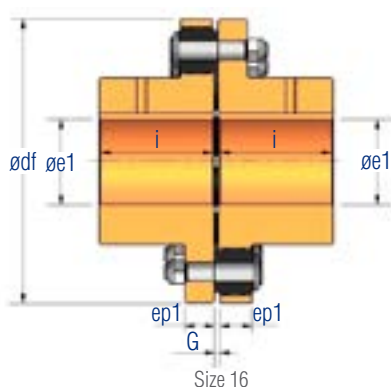


Size	Nominal Torque T _{na} (Nm)	Admissible Rotation [rpm]	Shaft Tip Diameters (mm)			General Dimensions (mm)					Weight (kg)		Momento of Inertia of the Hubs GD ² (kgm ²)	
			From	To		df	i	ep ₁	ep ₂	G	1	2	1	2
			e _{1/2}	e ₁	e ₂									
4	200	5.000	-	32	38	102	45	13	12	2~4	1,00	1,00	0,003	0,004
5	350	5.000	-	40	48	127	50	16	15	2~4	1,50	2,00	0,010	0,013
5,5	500	4.900	-	45	55	142	55	16	15	2~4	2,00	2,50	0,016	0,022
6	750	4.300	-	50	60	160	60	20	18	2~5	3,00	5,00	0,034	0,045
7	950	3.800	-	60	70	180	70	20	18	2~5	4,50	5,00	0,056	0,072
8	1.300	3.400	-	70	80	202	80	20	18	2~5	7,50	7,50	0,109	0,128
9	2.200	3.000	-	80	90	230	90	26	24	2~5	8,50	11,00	0,176	0,254
10	2.750	2.700	38	90	100	254	100	26	24	2~5	12,50	15,00	0,301	0,412
11	4.300	2.400	48	100	110	283	110	32	30	3~6	17,00	21,00	0,520	0,736
13	5.500	2.100	55	110	120	325	125	32	30	3~6	24,50	29,00	0,992	1,294
14	7.800	1.900	65	120	130	358	140	42	42	3~6	34,00	43,50	1,688	2,472

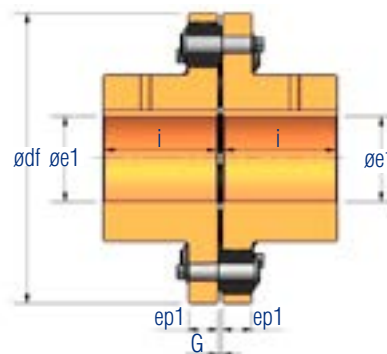
* To calculate "J", divide GD2 by 4.

The weight of the hubs and the moment of inertia were calculated considering the average of the minimum and maximum possible shaft bore dimensions.

Dimensional Table – Sizes 16, 18 and 20



Size 16



Size 18 and 20

Size	Nominal Torque T _{na} (Nm)	Admissible Rotation [rpm]	Shaft Tip Diameters (mm)		General Dimensions (mm)				Weight (kg)	Momento of Inertia of the Hubs GD ² (kgm ²)
			From	To	df	i	ep ₁	G	1	1
			e ₁	e ₁						
16	12.500	1.700	75	140	400	160	42	3~6	52	3,273
18	18.500	1.500	85	160	455	180	52	4~7	77,50	6,544
20	25.000	1.350	95	180	505	200	52	4~7	102	10,46

* To calculate "J", divide GD2 by 4.

The weight of the hubs and the moment of inertia were calculated considering the average of the minimum and maximum possible shaft bore dimensions.